

Scaled data based on original data using  
LM-79-08 Approved Method: Electrical and Photometric Measurements of Solid-  
State Lighting Products

Test Report Prepared for  
Cooper Lighting Solutions  
(formerly Eaton)

Brand: McGRAW-EDISON

Report Number: P386165

Luminaire Tested: **GWC-SA1D-735-U-SL4**

Issue Date: 3/3/2020

**Test Information**

Test Method: LM-79-08  
Report Number: P386165  
TEST IS SCALED FROM IESNA LM-79-08 TEST DATA (G2-1903-205-24)  
Test Lab: INNOVATION CENTER  
Issue Date: 3/3/2020  
Manufacturer: COOPER LIGHTING SOLUTIONS (FORMERLY EATON)  
Product Line: MCGRAW-EDISON  
Catalog Number: GWC-SA1D-735-U-SL4  
Description: GALLEON WALL LUMINAIRE  
(1) 70 CRI, 3500K, 1200mA LIGHTSQUARE WITH 16 LEDS AND TYPE IV SPILL  
LIGHT ELIMINATOR OPTICS  
Light Source: -  
Ballast/Driver: ELECTRONIC DRIVER

**Summary**

Lumens per Lamp: N/A  
Luminaire Lumens: 7395.9 lumens  
Efficiency: N/A  
Efficacy: 110.4 lumens/watt  
Luminous Opening: Rectangular (W 0.5' x L: 0.5' x H: 0')  
IES Classification: Type IV - Short  
BUG Rating: B1 - U0 - G3

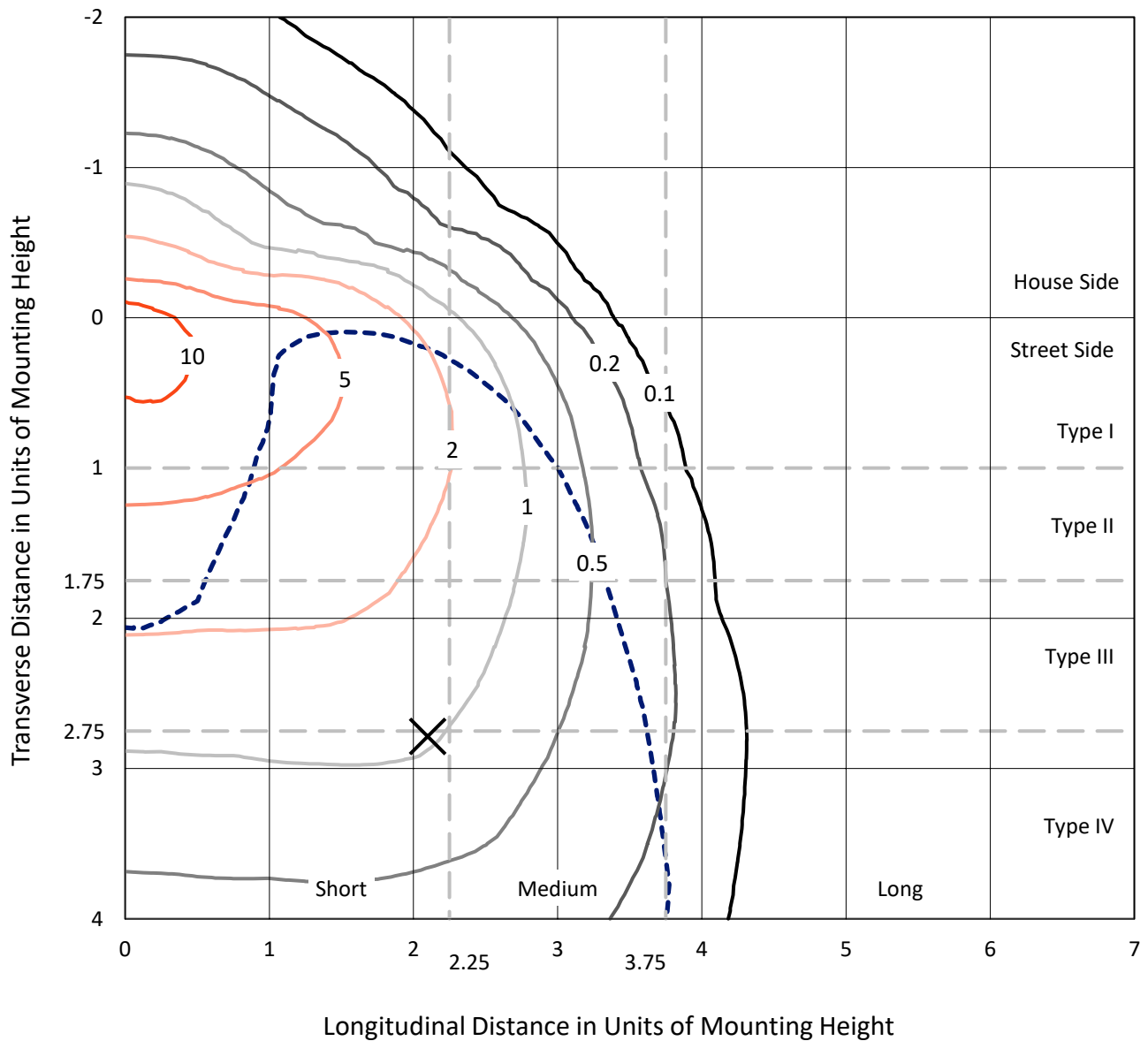
Input Watts (W): 67  
Input Voltage (V): NR  
Input Current (A<sub>in</sub>): NR  
Voltage Rise (V): NR  
Power Factor: NR  
Total Harmonic Distortion (THDi): NR  
Frequency (hertz): 60  
Stabilization Time: NR  
Operation Time: NR  
Ambient Temperature (°C): NR  
Test Distance: 24 FT



REPORT NUMBER: P386165  
 CATALOG NUMBER: GWC-SA1D-735-U-SL4

### Iso-Footcandle Lines of Horizontal Illumination

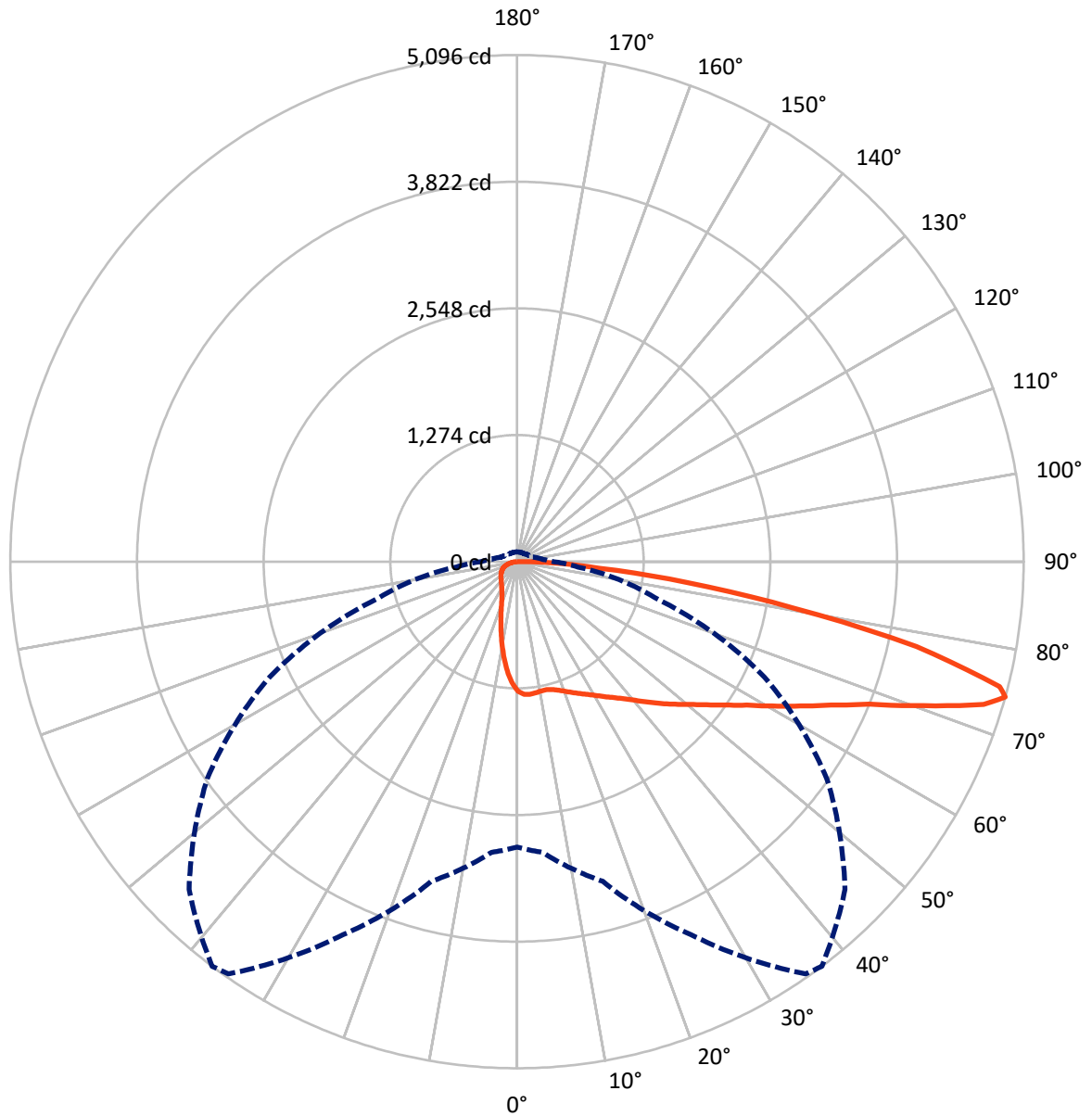
✕ Max cd  
 - - - 1/2 Max cd



Based on 10 foot mounting height. Maximum calculated value = 13.2 fc  
 Type IV - Short - N/A

REPORT NUMBER: P386165  
CATALOG NUMBER: GWC-SA1D-735-U-SL4

### Luminous Intensity Polar Plot



— Vertical Plane Through 37-Deg Lateral    - - - Horizontal Cone Through 74-Deg Vertical

REPORT NUMBER: P386165

CATALOG NUMBER: GWC-SA1D-735-U-SL4

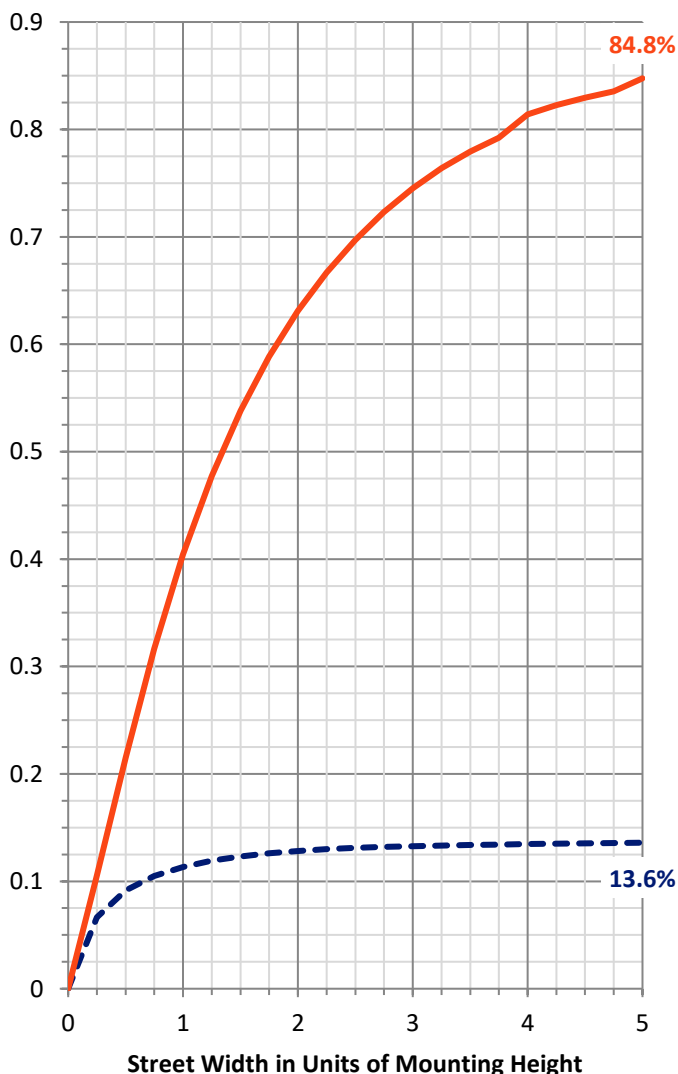
**FLUX DISTRIBUTION:**

		Downward	Upward	Total
<b>House Side</b>	Lumens	1017.6	0.0	1017.6
	% Fixture	13.8	0.0	13.8
<b>Street Side</b>	Lumens	6378.2	0.0	6378.2
	% Fixture	86.2	0.0	86.2
<b>Total</b>	Lumens	7395.9	0.0	7395.9
	% Fixture	100.0	0.0	100.0

**ZONAL LUMENS:**

Zone	Lumens	% Fixture
0°-10°	114.8	1.6
10°-20°	294.1	4.0
20°-30°	453.2	6.1
30°-40°	659.0	8.9
40°-50°	970.0	13.1
50°-60°	1362.2	18.4
60°-70°	1724.1	23.3
70°-80°	1518.2	20.5
80°-90°	300.2	4.1
90°-100°	0.0	0.0
100°-110°	0.0	0.0
110°-120°	0.0	0.0
120°-130°	0.0	0.0
130°-140°	0.0	0.0
140°-150°	0.0	0.0
150°-160°	0.0	0.0
160°-170°	0.0	0.0
170°-180°	0.0	0.0
0°-90°	7395.9	100.0
0°-180°	7395.9	100.0

**Coefficient of Utilization**



REPORT NUMBER: P386165

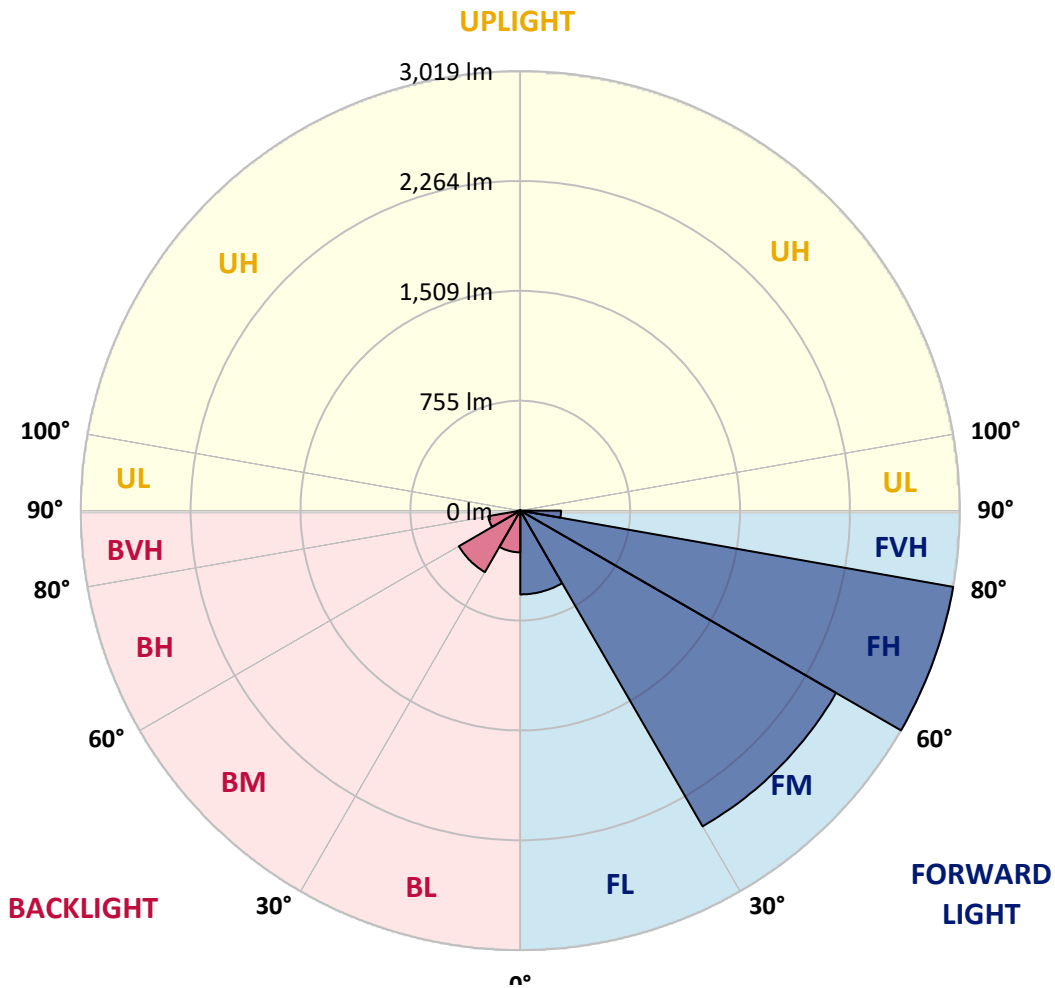
CATALOG NUMBER: GWC-SA1D-735-U-SL4

**LUMINAIRE CLASSIFICATION SYSTEM LUMEN TABLE AND BUG RATING:**

Zone	Lumens	% Fixture	Zone Rating/Lumen Limit		
			B	U	G
FL (0°-30°)	575.5	7.8			
FM (30°-60°)	2504.3	33.9			
FH (60°-80°)	3018.6	40.8			G2/5000
FVH (80°-90°)	279.8	3.8			G3/500
BL (0°-30°)	286.6	3.9	B1/500		
BM (30°-60°)	487.0	6.6	B1/1000		
BH (60°-80°)	223.7	3.0	B1/500		G1/500
BVH (80°-90°)	20.3	0.3			G1/100
UL (90°-100°)	0.0	0.0		U0/0	
UH (100°-180°)	0.0	0.0		U0/0	

**BUG Rating: B1-U0-G3**

Type IV Short





REPORT NUMBER: P386165

CATALOG NUMBER: GWC-SA1D-735-U-SL4

**CANDELA DISTRIBUTION (FULL):**

	0°	5°	15°	25°	35°	37°	45°	55°	65°	75°	85°
0°	1303.1	1303.1	1303.1	1303.1	1303.1	1303.1	1303.1	1303.1	1303.1	1303.1	1303.1
2.5°	1347.7	1347.9	1347.7	1345.6	1340.6	1336.5	1333.1	1328.1	1317.2	1308.9	1296.4
5°	1360.4	1358.8	1357.8	1353.9	1346.2	1341.5	1334.9	1325.5	1307.5	1290.9	1270.5
7.5°	1354.4	1352.6	1350.3	1345.6	1336.8	1332.8	1323.7	1311.5	1289.8	1268.0	1238.8
10°	1335.9	1335.4	1334.4	1333.4	1325.8	1322.7	1314.3	1301.3	1279.9	1253.3	1219.2
12.5°	1315.3	1316.7	1320.9	1326.3	1322.9	1321.4	1316.2	1307.3	1285.4	1256.7	1215.6
15°	1302.4	1305.9	1317.2	1331.5	1334.4	1333.8	1332.5	1326.8	1303.6	1271.8	1223.9
17.5°	1297.9	1303.9	1325.3	1349.0	1357.3	1359.1	1359.7	1349.7	1324.0	1290.4	1232.5
20°	1305.9	1313.6	1344.8	1377.3	1390.7	1391.7	1389.4	1372.2	1343.2	1306.2	1237.2
22.5°	1330.5	1337.2	1376.3	1413.0	1428.2	1429.8	1422.7	1396.7	1363.5	1325.0	1243.8
25°	1377.6	1386.0	1425.1	1461.8	1469.6	1469.9	1459.7	1427.4	1390.1	1351.3	1257.8
27.5°	1439.2	1447.4	1482.6	1518.5	1514.4	1512.0	1498.2	1465.9	1424.8	1387.5	1282.8
30°	1507.6	1516.7	1550.1	1575.6	1565.7	1561.0	1549.8	1508.1	1473.0	1437.0	1321.1
32.5°	1578.5	1586.8	1616.0	1633.4	1620.9	1618.9	1601.9	1563.9	1535.7	1512.6	1383.1
35°	1651.2	1657.2	1685.8	1695.7	1679.1	1678.5	1673.8	1639.0	1621.2	1632.2	1473.3
37.5°	1725.4	1727.0	1751.5	1752.0	1747.1	1749.2	1754.0	1732.2	1737.1	1771.2	1590.5
40°	1791.6	1795.7	1813.5	1818.9	1827.6	1834.8	1859.6	1845.3	1883.6	1944.0	1736.4
42.5°	1840.6	1848.6	1877.0	1891.1	1919.0	1930.5	1965.4	1978.6	2055.8	2146.4	1909.9
45°	1882.0	1894.5	1940.1	1969.0	2016.1	2036.2	2086.2	2130.8	2250.4	2366.1	2092.5
47.5°	1926.8	1942.7	1999.8	2055.0	2119.1	2141.7	2232.7	2299.4	2458.0	2587.0	2264.7
50°	1992.7	2004.9	2060.7	2147.5	2227.5	2256.6	2382.5	2478.0	2669.0	2797.4	2414.0
52.5°	2084.7	2080.0	2127.2	2248.8	2356.1	2392.1	2542.4	2668.3	2882.9	2987.9	2540.0
55°	2177.1	2169.3	2202.4	2354.9	2506.2	2544.0	2718.5	2859.2	3086.4	3159.4	2636.7
57.5°	2280.1	2265.3	2293.1	2474.5	2677.1	2722.2	2915.7	3062.1	3286.5	3297.9	2698.2
60°	2386.1	2366.1	2397.3	2622.7	2894.1	2947.3	3146.6	3260.2	3475.1	3408.9	2718.0
62.5°	2478.9	2464.8	2513.0	2788.1	3138.7	3197.1	3373.2	3470.7	3661.1	3455.0	2646.6
65°	2559.8	2562.2	2645.6	2974.1	3411.5	3473.8	3633.2	3730.1	3807.5	3427.7	2479.6
67.5°	2656.5	2669.9	2812.1	3219.0	3754.9	3823.1	4011.5	4013.1	3889.3	3267.2	2150.8
70°	2797.4	2824.9	3041.0	3558.7	4243.1	4336.9	4482.2	4179.3	3774.4	2832.1	1692.3
72.5°	2922.5	2973.6	3284.6	3947.4	4838.1	4909.3	4757.7	4083.4	3294.3	2122.5	1054.3
74°	2871.7	2935.0	3328.9	4138.9	5062.2	5096.3	4664.6	3803.6	2746.7	1469.9	612.8
75°	2762.3	2831.1	3264.3	4137.1	5033.7	5014.8	4440.0	3483.9	2262.1	1002.5	407.7
77.5°	2229.3	2302.0	2750.5	3545.6	4127.4	4109.5	3410.8	2337.1	990.8	328.8	207.1
80°	1296.1	1351.6	1707.4	2251.6	2783.1	2815.7	2243.1	1156.5	389.8	184.7	140.4
82.5°	575.8	614.1	824.8	1149.4	1679.5	1721.5	1174.7	606.0	240.8	112.3	84.5
85°	377.7	406.2	500.7	547.4	799.8	828.5	575.0	471.8	158.9	61.7	62.0
87.5°	271.8	299.1	372.0	324.8	367.1	347.6	312.9	436.6	63.8	35.1	20.9
90°	0.0	0.0	0.0	0.0	0.0	0.0	0.0	0.0	0.0	0.0	0.0



REPORT NUMBER: P386165

CATALOG NUMBER: GWC-SA1D-735-U-SL4

**CANDELA DISTRIBUTION (continued):**

	90°	95°	105°	115°	125°	135°	145°	155°	165°	175°	180°
0°	1303.1	1303.1	1303.1	1303.1	1303.1	1303.1	1303.1	1303.1	1303.1	1303.1	1303.1
2.5°	1290.9	1286.7	1277.3	1259.6	1249.7	1241.4	1227.6	1219.5	1215.9	1215.6	1217.2
5°	1258.8	1249.2	1225.0	1195.3	1171.5	1149.9	1123.1	1107.0	1095.5	1088.8	1090.5
7.5°	1221.6	1206.5	1168.4	1121.0	1083.0	1041.0	999.6	974.9	955.6	941.3	943.9
10°	1196.0	1175.2	1119.8	1051.5	988.1	927.2	870.2	836.0	808.9	788.1	789.7
12.5°	1187.5	1159.3	1082.5	991.2	902.5	819.1	744.6	692.2	664.3	640.6	642.5
15°	1188.7	1150.9	1051.2	937.0	825.4	720.3	630.0	568.7	530.9	514.5	514.8
17.5°	1189.8	1141.4	1018.4	879.0	749.0	628.1	529.9	467.9	432.2	417.1	417.4
20°	1186.4	1125.7	977.7	812.3	669.3	543.4	448.4	395.8	368.6	356.9	356.9
22.5°	1181.9	1107.2	931.9	745.3	590.6	470.0	390.0	349.9	334.2	326.4	326.2
25°	1184.1	1093.4	885.0	676.6	518.2	411.4	351.1	324.7	314.2	309.2	309.0
27.5°	1195.3	1086.9	841.7	608.1	454.9	367.3	325.1	306.3	299.6	296.5	296.5
30°	1215.6	1086.9	796.7	549.7	402.2	334.8	305.1	292.3	287.6	285.6	285.6
32.5°	1251.0	1092.9	753.2	491.9	360.3	309.2	288.4	279.8	276.2	275.1	275.1
35°	1312.0	1113.2	710.7	437.2	326.4	288.4	272.5	267.5	264.9	264.7	265.5
37.5°	1397.7	1154.6	670.8	396.8	302.5	271.5	259.2	255.3	253.7	255.0	256.1
40°	1505.6	1210.9	634.7	360.3	284.3	258.0	247.0	244.3	243.6	245.4	247.0
42.5°	1635.8	1287.0	605.0	334.0	270.2	246.5	236.5	233.4	232.7	234.8	236.8
45°	1776.8	1368.8	584.1	314.4	259.2	237.9	227.4	224.0	222.4	223.5	225.8
47.5°	1904.9	1446.1	575.8	300.6	248.8	230.5	219.3	215.2	212.6	212.0	213.9
50°	2013.0	1503.7	579.7	292.3	240.5	222.4	211.6	206.9	202.9	200.6	201.9
52.5°	2091.7	1539.9	583.3	288.7	233.9	213.6	202.9	198.5	193.3	189.4	189.4
55°	2148.8	1548.3	575.2	285.8	229.0	203.9	193.3	189.1	183.9	179.5	179.0
57.5°	2171.1	1524.8	545.2	281.6	225.6	194.8	183.2	180.0	175.6	170.4	170.1
60°	2141.0	1452.4	487.5	272.8	221.2	187.3	172.9	170.9	168.8	163.8	163.6
62.5°	2019.5	1293.5	412.7	254.8	212.3	179.2	163.6	164.7	164.9	161.5	161.0
65°	1799.4	1075.1	339.7	231.4	199.1	169.6	154.0	158.9	161.8	161.3	160.4
67.5°	1479.5	836.8	287.8	206.6	181.6	156.3	143.5	149.3	151.6	153.4	152.9
70°	1098.1	590.0	238.1	180.6	160.4	140.7	130.0	132.8	131.3	133.4	134.1
72.5°	612.2	354.1	194.1	154.5	138.6	122.4	114.9	114.3	110.9	110.9	110.9
74°	367.3	259.7	170.6	138.4	125.3	110.5	104.0	101.6	98.4	98.7	98.4
75°	295.4	223.3	156.6	127.7	115.9	103.4	96.9	93.8	91.4	91.4	91.2
77.5°	186.6	169.6	126.1	101.6	92.7	85.2	80.8	76.6	76.6	76.4	76.1
80°	140.9	135.0	98.3	76.8	71.1	65.4	62.6	60.7	60.7	61.4	61.2
82.5°	96.7	101.6	69.0	53.6	50.8	46.6	46.1	46.4	45.6	44.5	44.2
85°	70.6	76.4	46.6	33.9	31.0	28.4	30.4	31.6	30.2	27.9	26.9
87.5°	27.1	50.0	25.0	14.1	13.1	11.2	13.1	13.5	14.6	11.5	11.7
90°	0.0	0.0	0.0	0.0	0.0	0.0	0.0	0.0	0.0	0.0	0.0



Signify Classified - Internal  
Cooper Lighting Solutions Photometric Lab  
1121 Highway 74 South  
Peachtree City, GA 30269

Scaled Data Report



Report Generated By 670245982

Signify Classified - Internal  
Cooper Lighting Solutions Photometric Lab  
1121 Highway 74 South  
Peachtree City, GA 30269

Scaled Data Report



Signify Classified - Internal  
Cooper Lighting Solutions Photometric Lab  
1121 Highway 74 South  
Peachtree City, GA 30269

Scaled Data Report



Signify Classified - Internal  
Cooper Lighting Solutions Photometric Lab  
1121 Highway 74 South  
Peachtree City, GA 30269

Scaled Data Report





--- HS    — SS

Signify Classified - Internal  
Cooper Lighting Solutions Photometric Lab  
1121 Highway 74 South  
Peachtree City, GA 30269

Scaled Data Report



u

Signify Classified - Internal  
Cooper Lighting Solutions Photometric Lab  
1121 Highway 74 South  
Peachtree City, GA 30269

Scaled Data Report



Signify Classified - Internal  
Cooper Lighting Solutions Photometric Lab  
1121 Highway 74 South  
Peachtree City, GA 30269

Scaled Data Report



(END OF REPORT)